

REPORT TO: Safer Halton Policy and Performance Board
DATE: 19th January 2010
REPORTING OFFICER: Strategic Director Corporate and Policy
SUBJECT: Local Area Agreement Performance Report
WARDS: Borough-wide

1.0 PURPOSE OF REPORT

1.1 To provide information on the progress towards meeting Halton's Local Area Agreement (LAA) targets to September 2009.

2.0 RECOMMENDED THAT:

- i. The report is noted
- ii. The Board considers whether it requires any further information concerning the actions being taken to achieve Halton's LAA targets.

3.0 SUPPORTING INFORMATION

3.1 The revised LAA was signed off by the Secretary of State in June 2008. The LAA contains a set of measures and targets agreed between the Council, local partner agencies (who have a duty of co-operation in achieving targets) and government. There are 32 indicators within the LAA along with statutory and education and early years targets. The current agreement covers the period April 2008 to March 2011.

3.2 The Agreement was refreshed in March 2009 following a review with Government Office North West. It is not expected that there will be many significant changes to the agreement excepting those areas affected by the downturn in the national economy, such as measures relating the local economy and house-building. As a consequence of this government has identified a list of indicators for which targets will be reviewed before the end of March 2010.

3.3 Attached as Appendix 1 is a report on progress to the 2009 – 10 mid-year which includes those indicators and targets that fall within the remit of this Policy and Performance Board.

3.4 In considering this report Members should be aware that:-

- a) All of the measures within the National Indicator Set are monitored through Quarterly Departmental Service Plan Monitoring Reports. The purpose of this report is to consolidate information on all measures and targets relevant to this PPB in order to provide a clear picture of progress.

- b) In some cases outturn data cannot be made available at the mid-year point and there are also some Place Survey based indicators for which information will not become available until 2010 i.e. the next date the survey is due to be undertaken.

4.0 CONCLUSION

- 4.1 The Sustainable Community Strategy for Halton, and the Local Area Agreement contained within it, is the main mechanism through which government will performance manage local areas. It is therefore important that we monitor progress and that Members are satisfied that adequate plans are in place to ensure that the Council and its partners achieve the improvement targets that have been agreed.

5.0 POLICY IMPLICATIONS

- 5.1 The Local Area Agreement acts as the delivery plan for the Sustainable Community Strategy for Halton and is therefore central to our policy framework.

6.0 OTHER IMPLICATIONS

- 6.1 The achievement of Local Area Agreement targets has direct implications for the outcomes in relation to Comprehensive Area Assessment judgements.

7.0 IMPLICATIONS FOR THE COUNCIL'S PRIORITIES

- 7.1 This report deals directly with the delivery of the relevant strategic priority of the Council.

8.0 RISK ANALYSIS

- 8.1 The key risk is a failure to improve the quality of life for Halton's residents in accordance with the objectives of the Sustainable Community Strategy. This risk can be mitigated thorough the regular reporting and review of progress and the development of appropriate actions where under-performance may occur.

9.0 EQUALITY AND DIVERSITY ISSUES

- 9.1 One of the guiding principles of the Local Area Agreement is to reduce inequalities in Halton.

10.0 LIST OF BACKGROUND PAPAERS UNDER SECTION 100D OF THE LOCAL GOVERNMENT ACT 1972

Document Local Area Agreement 2008 – 11
Place of Inspection 2nd Floor, Municipal Building, Kingsway, Widnes
Contact Officer Rob MacKenzie (0151 471 7416)

A Local Area Agreement For Halton

June 2008 – April 2011



Safer Halton

Mid-Year Progress Report

01st April – 30th September 2009

Performance Overview

This report provides a summary of progress in relation to the achievement of targets for Halton Local Area Agreement.

It provides both a snapshot of performance for the period 01st April to 30th September 2009 and a projection of expected levels of performance to the period 2011.

The following symbols have been used to illustrate current performance against 2009 and 2011 target levels.



Target is likely to be achieved or exceeded.



The achievement of the target is uncertain at this stage



Target is highly unlikely to be / will not be achieved.

Document Originator (Halton Borough Council)	Mike Foy Senior Performance Management Officer Tel 0151 471 7390 / Internal extension 1177 mike.foy@halton.gov.uk
Additional Contact	Mark Grady Tel 0151 471 7390 / Internal extension 1023 mark.grady@halton.gov.uk

Performance Overview

SAFER HALTON

NI	Descriptor	09/10 Target	2011 Target
5	Overall satisfaction with the area	?	?
7	Environment for a thriving third sector	?	?
16	Serious acquisitive crime rate	✓	✓
17	Perceptions of anti-social behaviour	?	?
20	Assault with injury crime rate	✓	✓
30	Re-offending rate of prolific and priority offenders	?	?
32	Repeat incidents of domestic violence	✗	?
33	Arson incidents	✓	?
39	Alcohol related hospital admission rates	✗	?
40	Drug users in effective treatment	?	?
192	Household waste collected and recycled	✓	✓

SAFER HALTON

NI 5 Increase residents overall satisfaction with the area

Baseline (2007/08)	2009 - 10			2011	
	Target	Mid-year Actual	Progress	Target	Projected
70.4%	N/A	70.4%	?	1820	?

Data Commentary

The data is obtained from the New Place Survey, the last results were from 2008

General Performance Commentary

Whilst 70.4% of Halton residents agree that they have been involved in the decisions that affect their local area, 66.4% of residents in the Neighbourhood Management Areas (NMA) agree, showing a gap of 4%.

Summary of key activities undertaken / planned during the year

Partners in the Safer Halton Partnership's Engagement, cohesion & liveability Task Group deliver a range of activities to engage local communities and specifically with regard to our 'You said... we did' reassurance information programme through the media. Also, partners are currently developing an action plan to better co-ordinate and their work on engaging the communities of Halton in the partnership's work.

Examples of activities in the past quarter include Operation Packet, Burglary Days of Action and a range of community events and broader based community events and activities in which partners participated – examples include Environmental Impact days in Palace Fields, Runcorn in June, Party in the Park in Phoenix Park in August, Runcorn and the Kingsway Fun Day in July

Work has also been done to increase the reporting of hate crimes by residents and workers in Halton by increasing the awareness amongst wider partners.

SAFER HALTON

NI 7 Increase voluntary and community sector satisfaction by creating a strong environment in which it can thrive

Baseline (2007/08)	2009 - 10			2011	
	Target	Mid-year Actual	Progress	Target	Projected
22.2%	N/A	22.2%	?	29.7%	?

Data Commentary

The data is obtained from the New Place Survey; the last results were from 2008.

Performance Commentary

22.2% from the 2008 national Place survey. The next survey is planned for 2010 and work is currently underway for an analysis of satisfaction 'drivers' within the results in order to identify the improvements required.

Summary of key activities undertaken / planned during the year

Halton has successfully applied for funding. The project is being led by HVA and will be delivered by eight local community and voluntary organisations whose volunteers are to be trained to become Crime Prevention experts within the community and to carry out crime prevention assessments, give support and refer into the Safer Homes Partnership.

NI 16 Serious Acquisitive Crime

Baseline (2007/08)	2009 - 10			2011	
	Target	Mid-year Actual	Progress	Target	Projected
1968	1870	849	✓	1820	✓

Data Commentary

This report covers the period 1st July 09 to 30th September 09. The data is complete and comprises the actual number of crimes committed during the period.

SAFER HALTON

General Performance Commentary

Serious acquisitive crime has increased in Q2, this is partly expected due to the summer months, however when you compare this quarter with the same period last year there is a significant decrease of (26%) 178 less crimes committed. The projected year end total for 09/10 is 1698 which will see us achieve the target of 1870.

At the mid point of the year there have been 341(29%) less crimes committed compared to 08/09.

All areas of serious acquisitive crime have seen excellent reductions when we compare Q2 08/09 with Q2 09/10:

Domestic Burglary is down 22% (45 less crimes)

Theft of Motor Vehicle is down 7.3% (8 less crimes)

Theft from Motor Vehicle is down 36% (101 less crimes)

Robbery (personal and business) is down 32.3% (10 less crimes)

Summary of key activities undertaken / planned during the year

The Crime Action Group has carried out two 'Burglary Days of Action' during Quarter 2 of 2009. Through the use of hotspot analysis it was decided they would target the Cherry Sutton estate in Hough Green, Widnes and the Kingsway estate in Kingsway, Widnes.

They promoted these days through the use of newspaper advertisements and electronic bill boards; they also made use of the Ad van by driving it around the estates and surrounding areas to promote crime prevention advice and good practice.

Cherry Sutton, Hough Green was targeted over two days, 26th and 27th August and Kingsway was visited on 24th and 25th of September. The events included the Police, Fire Service, Age Concern, Neighbourhood Management and volunteers from the local residents associations. Small teams called at over 400 home in each area to offer crime prevention advice along with home fire safety checks. The residents were offered free Smartwater as a property marking system as well as personal panic alarms, curtain alarms and purse bells. Over 140 (Cherry Sutton) and 160 (Kingsway) houses accepted the Smart water and they were all very enthusiastic about the work that the Safer Halton Partnership were doing in their area.

The Crime Action Group has also put on a 'Winter Safe' driving day with the help of various other partners. This was held on the car park of Asda in Widnes in September, they gave out advice and information about keeping your car safe during the winter months. This was reinforced with safety messages from the Fire Service and the Safer Road Partnership.

SAFER HALTON

They have also been assessing the viability of funding some additional Automatic Number Plate Recognition (ANPR) cameras for the Halton area, with a view to deterring the travelling criminality from Liverpool and the surrounding areas.

Cheshire Police have also targeted the thefts of motor vehicles in the Hough Green area of Widnes; it was found that a higher than average numbers of motor bikes were being stolen from this ward and so Operation Overcast, initially set up to address the mini moto problem was adapted to include thefts of bikes. This will help to reduce the numbers of thefts in the area.

NI 17 Reduce the perceptions of ASB

Baseline (2007/08)	2009 - 10			2011	
	Target	Mid-year Actual	Progress	Target	Projected
24.3%	N/A	24.3%	?	21.2%	?

Data Commentary

The data is obtained from the New Place Survey; the last results were from 2008.

Performance Commentary

The above data is received from the New Place Survey 2008 and so it not current, an update for this should be available soon.

Summary of key activities undertaken / planned during the year

There has been a focus on the alcohol related enforcement activity within the town centre night time economy. This includes 26 Friday and Saturday night partnership licensing operations using outreach vehicles, licensing visits and test purchasing operations.

There has been a full programme of activity around marketing and communications which has been in a variety of formats from radio adverts, ad-vans to beer mats and posters. The marketing is used to add value and promote the work of the Safer Halton Partnership as well as reduce the community perception of ASB and crime.

Under ASB projects there has been several prevention / diversionary projects:

- Friday Nights in the Parks that took place during the summer months in Victoria and Phoenix Parks,
- Vision Project on Runcorn Hill led by Cheshire Fire and Rescue
- Halton Lodge Play builder scheme



SAFER HALTON

- Kingsway bike club
- Contribution to Positive Futures
- Supporting a local football club based in Widnes which provides football coaching and teams for over 200 children.
- Urban Saints – YMP trip to South Africa 2-13th April '09 took 36 young people from Runcorn including 7 from a problematic group from the Halton Lodge area.
- There have been 2 community engagement events in Grangeway and Broad heath which were multi partnership focused with good community participation.

There has been targeted enforcement activities:

- Crime prevention equipment around the use of pursue dipping bells in conjunction with age concern in the town centres
- Targeted publicity around ASBO's obtained
- Specialist training for practitioners.
- Operation Overcast to tackle off road bikes in our problem areas
- Operation Packet – 6 operations run in ASB hotspot areas in conjunction with partners and the special constabulary.

NI 20 Assault with Less Serious Injury

Baseline (2007/08)	2009 - 10			2011	
	Target	Mid-year Actual	Progress	Target	Projected
1269	1105	551		1062	

Data Commentary

This report covers the period 1st July 09 to 30th September 09. The data is complete and comprises the actual number of crimes committed during the period.

General Performance Commentary

Overall Assault with Less Serious injury has decreased from Q1 of this year and if performance is maintained at the current level we are projected to reach a year end total of 1100, achieving the target of 1105.

When compared to the same period last year there were 74 (21.6%) less crimes recorded.

SAFER HALTON

Summary of key activities undertaken / planned during the year

During the quarter the Alcohol Enforcement Task Group have led 2 joint proactive operations with the LIT (Local Immigration Team / UK Border Agencies).

PCSO's / Police / Immigration Officers and Partnership Staff combined on two separate Friday nights to visit approx 15 LNR's (late Night Refreshment venues i.e. fast food outlets). The aim being to check on both licensing and immigration breaches.

Five of the premises visited are to be issued fines of up to £10,000 due to the above findings. Minor licensing breaches were also identified and will be addressed by the licensing team. The operations were excellent examples of our developing partnership activity to address issues of the Night Time Economy (NTE).

- 219 Alcohol related arrests in public places (125 Widnes / 92 Runcorn).
- 261 licensed premises visited.
- 2 Proxy Sales / Test Purchase Operations involving 9 premise visits with 3 underage sales offences detected. Also 2 underage cigarette sales offences detected.
- 105 S. 27 Direction to Leave Notices 70 Widnes / 35 Runcorn.
- 71 Instances of alcohol confiscation.
- 4 Premises subjected to improvement action plans / direct partnership activity (eg. Meetings with Brewery Management, DPS changes, improvement actions at premises CCTV upgrades etc).
- 3 S.19 Formal / Informal Premises Closure Orders.
- 3 Premises Reviews conducted / commenced.
- 26 Friday / Saturday night partnership licensing operations under operations (Runcorn / Widnes). Including on occasion multi agency licensing visits and outreach hub vehicles.

SAFER HALTON

NI 30 Re-offending rate of prolific and priority offenders

Baseline (2007/08)	2009 - 10			2011	
	Target	Mid-year Actual	Progress	Target	Projected
82 offences	19% reduction	Unavailable	?	19% reduction	?

Data Commentary

Data is only available up to year end 08/09, the target was to reduce the rate of re-offending by 19% (66 crime target), Halton recorded a reduction of 15% (70 crimes) therefore narrowly missing the target. There is no data available for quarter one or two for 09/10. It is too early to be able to tell if we are on track to meet this year's reduction target of 19%.

However the prolific and priority offender team use local measures to give a more contemporary picture of the rate of re-offending. Using these measures it shows that Halton are more than on track to meet the target for reduction, recording a 60% fewer convictions in quarter two compared to the quarterly target.

Performance Commentary

It is too early to tell if we are on track to meet the year end reduction target of 19% due to there being no data from 09/10 available at present.

Summary of key activities undertaken / planned during the year

The securing of emergency offender accommodation continued to be problematic for the team and therefore an opportunity to bid for funds under the Offender-Based Capital Bid Scheme was utilised in June 2009 and in September we were informed that the bid had been successful. We were awarded £19,000 and in partnership with Adullum Homes a suitable 2-bedroom property from local RSLs will be secured with the grant



The PPO team have identified a number of individuals whose offending behaviour is influenced by their addiction to gambling. A gap has existed in service provision for these individuals and therefore in partnership with CIC an national charity who offer specialised interventions we have commissioned a resource to offer not only gambling treatment but also bereavement counselling and support for families and partners of offenders.

Four offenders being placed on Catch and Convict – all apprehended and charged. As appropriate PPO Police Officers transport offenders from prison to their home address. Joint Agency Group (JAG) continues to assess those for nomination, denomination and progress of the current cohort on a monthly basis.

SAFER HALTON

The team have always sought to engage with the public and sentencers to increase our profile and enhance public confidence. This continues with plans to attend a sentencer liaison event in late November and secure our inclusion in a number of local publications to both criminal justice partners and the local community.

NI 32 Repeat incidents of domestic violence

Baseline (2007/08)	2009 - 10			2011	
	Target	Mid-year Actual	Progress	Target	Projected
N/A	28%	36%		27%	

Data Commentary

MARAC data used YTD figure. (Apr – Sept 09).

General Performance Commentary



Data indicates that repeat cases to the MARAC have doubled compared to the same period last year. A comparison of year on year does not suggest that this is a seasonal peak but a new trend. The level of cases referred to MARAC has also increased around 40%. It should be noted that criteria for repeats was amended to be in line with CAADA guidance as of September 2008 which has clearly impacted on levels. Whilst an increase in numbers is to be expected these figures suggest that specific actions need to be taken to address this significant increase in level of repeats. A data review around repeats is currently being undertaken to identify appropriate remedies to this increase.

Summary of key activities undertaken / planned during the year

Following a tender process with the Supporting People Team, a new support service incorporating floating support, sanctuary and intensive support to high risk victims will commence from 1st December 2009.

SAFER HALTON

NI 33 Deliberate Fires (Total)

Baseline (2007/08)	2009 - 10			2011	
	Target	Mid-year Actual	Progress	Target	Projected
1277	937	442		855	

Data Commentary

Data contained in this report covers the period 1 April to 30 September 2009, it represents a full data set, however it is not validated therefore slight amendments with reclassification may occur in future.

General Performance Commentary

Analysis to date shows positive performance under target by 6% as a whole for NI33, with NI33i and ii under target by 15% and 3% respectively.

Comparatively, at end of quarter two 2008/09, NI33i stood at 108 incidents and NI33ii, 417. As a whole, NI33 was showing performance of 525 incidents, thus year to date performance represents a 16% decrease year on year.

Summary of key activities undertaken / planned during the year

Cheshire Fire and Rescue Service in collaboration with Halton partners have used a variety of tools and tactics to reduce the number of deliberate fires in the borough over the last six months.

Each of the four watches at Runcorn and Widnes fire stations now have ownership for an area of high anti-social behaviour fire activity in each of the towns; they are actively engaging with the community through Area Forums, community events, What Ever It Takes events, walkabouts, and during home safety assessments to provide education on how to avoid arson attacks. They are also engaged with partners such as the police, registered social landlords, neighbourhood management and council waste management teams to deliver innovative and dynamic initiatives to drive down anti-social behaviour fires.

The Service has expanded the award winning Phoenix Project in Halton and as result operational fire crews have adopted eight different primary schools in high risk wards for NI 33; visiting on a regular basis to build relationships with the whole school community with a view to reducing the number of nuisance fires in the local area by educating the community.

In the last six months the Service has used powerful advertising campaigns on billboards and on the sides of fire appliances to help raise awareness of deliberate fires and encourage residents to use the crime stopper facility to



SAFER HALTON

report 'anti-social behavior fires.'

Fire crews in Runcorn and Widnes have developed 'arson routes' for both towns; the routes are produced after reviewing the latest fire data to identify the potential NI 33 'hot spots.' Crews patrol the area whilst on the 'arson routes' both as a deterrent to potential fire setters and to identify fuel sources in an effort to have them removed or secured before they are fired.

The Service and its partners have a comprehensive plan in place for the bonfire period to build on the successes of previous years; in addition the Service will bring additional resources into the borough during the peak period of fire activity.

NI 39 Alcohol harm related admission rates

Baseline (2007/08)	2009 - 10			2011	
	Target	Mid-year Actual	Progress	Target	Projected
2180	2323	637.5		2309	

Data Commentary

Actual data is available for Q1 2009/10 but not Q2.

General Performance Commentary

There has been no alcohol harm reduction clinical lead until September 2009. A lead is now in post to drive the agenda.

Summary of key activities undertaken / planned during the year

An 'Alcohol Partnership Commissioning Group' has been formed with the main aim of reducing alcohol related harm throughout Halton and St Helens. With support from St Helens Council, Halton Borough Council, the police, the probation service, the voluntary sector and other partners, the group will devise an ambitious, overarching alcohol harm reduction programme as well as overseeing the alcohol work streams of the Commissioning Strategic Plan.

The PCT has secured the support of the Regional Alcohol Improvement Programme who have now re-branded as 'Drink Wise North West' and who are funded by the Department of Health. They have agreed to work with the PCT and partners to deliver high impact changes as the most effective way to tackle alcohol-related harm.

SAFER HALTON

CSP funding has been secured to facilitate the extension of a pilot scheme which will see the imminent establishment of a Tier 2 alcohol service in Halton.

The service will provide advice and extended brief interventions to people who have a pattern of alcohol use which is causing damage to their health. The scheme will build on the success of the Castlefields Pilot in Runcorn wherein patients are being seen within a busy GP surgery environment. This pilot will address inequalities in terms of access to alcohol treatment services throughout the borough and aims to provide valuable information regarding the optimum location of such services from a patient perspective.

NI 40 Number of drug users in effective treatment

Baseline (2007/08)	2009 - 10			2011	
	Target	Mid-year Actual	Progress	Target	Projected
513	528	400 (Q.1)	?	544	?

Data Commentary

Due to the methodology of the data collection and collation, Data is currently available up to May 09 only.

General Performance Commentary

Summary of key activities undertaken / planned during the year

A revised performance improvement plan will be agreed between the DAT and service providers by the middle of November. The plan focuses on improving numbers and retention in treatment through; improving the targeting and effectiveness of the Outreach service; a revised assessment & intake process; improved management and scrutiny of cases put forward for discharge; promoting services to a wide number of professionals; improving the continuity of care between prisons and the criminal justice arm of the service; & enhancing service user involvement in proposed changes to service delivery. The DAT will continue to meet senior service managers on a bi-monthly basis to monitor and develop the improvement plan. An initial indication from 09/10 data is that there has already been some improvement in delivery.

SAFER HALTON

NI 192 Household waste recycled and composted

Baseline (2007/08)	2009 - 10			2011	
	Target	Mid-year Actual	Progress	Target	Projected
25.1%	31%	33.55%	<input checked="" type="checkbox"/>	34%	<input checked="" type="checkbox"/>

Data Commentary

Although this report covers the period 01st April to 30th of September 2009 actual data is only currently available for April through to August. Some of the data for September is estimated and is based upon previous years performance for that month. The level of data that has been estimated should only have a minimal impact upon the overall figure.

Waste production is subject to seasonal variation however and, whilst the current level of recycling may fall in the final 6 months of the year, the end of year target is likely to be achieved.

General Performance Commentary

In July 2009, the wheeled bin Multi-material recycling collection service was extended to a further 16,000 properties and in March 2009 a further 5,000 properties were added to the Council's garden waste collection service. This extension, together with the delivery of a comprehensive communications campaign, has increased overall recycling performance.

Summary of key activities undertaken / planned during the year

In addition to the activities above, two pilot schemes being introduced in October 2009 are anticipated to increase recycling levels even further;

- The first is a pilot kerbside multi-material recycling collection service using recycling boxes. This service is being provided to 3,300 properties that cannot have wheeled bins. This will mean that almost 85% of properties in Halton will have kerbside multi-material recycling collections, with all remaining households due to receive the service by in 2010.
- The second is a pilot scheme that encourages increased levels of recycling by providing rewards to residents who recycle using their

SAFER HALTON

blue wheeled bin. The scheme is initially being introduced to 10,000 households in seven areas of the borough, and subject to a successful pilot, this 'rewards for recycling' scheme is to be rolled out borough-wide from the summer of 2010.